



EBARA

Looking ahead,
going beyond expectations

Ahead  *Beyond*

Japanese Technology since 1912

EBARA PUMPS AUSTRALIA

Standard Pumps General Brochure

www.ebara.com.au

July 2017



“OPTIMA”, “BEST ONE”

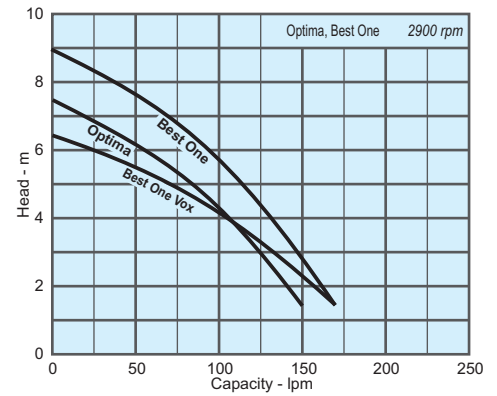
Domestic Sump Pumps

in AISI 304 stainless steel

With a float switch for automatic operation, these are suitable for many domestic applications:-

- Draining garage sumps, cellars, etc.
- Emptying ponds and tanks
- Emergency water transfer

Motor output: 0.25 kW (1ph) Manual or Automatic
 Outlet size: 32 mm Max. liquid temp: 40 °C
 Flow rates: 20 to 170 lpm Max. immersion: 5 m
 Head: 2 to 8.5 m



double mechanical seal

“BEST 2-5”

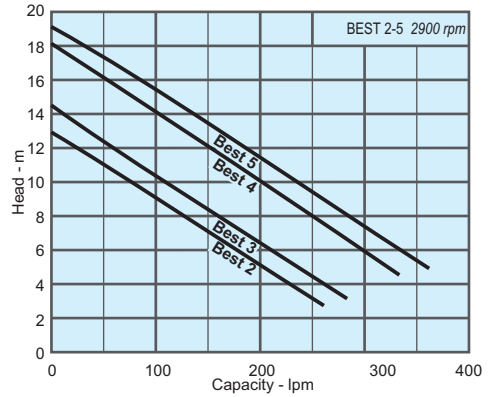
Submersible Sump Pumps

in AISI 304 stainless steel

For reliable pumping of many sump applications, including:-

- Draining sumps, wells, cellars, lift shafts, etc.
- Emptying pools and tanks
- Small scale irrigation
- Rainwater recovery

Motor output: 0.55 to 1.1 kW (1ph) Manual or Automatic
 0.55 to 1.5 kW (3ph) Manual only
 Outlet size: 40 mm Max. liquid temp: 50 °C
 Flow rates: 20 to 360 lpm Max. immersion: 10 m
 Head: 3 to 19 m



double mechanical seal

35 mm solids handling

“RIGHT”

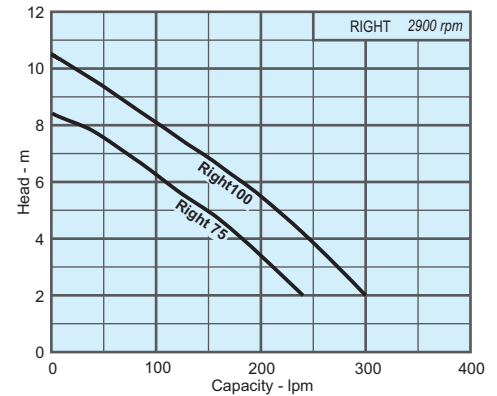
Submersible Semi Vortex Pumps

in AISI 304 stainless steel

For the reliable pumping of dirty water containing some soft solids:-

- Draining sumps, wells, cellars, lift shafts, etc.
- Emptying pools and tanks
- Small scale irrigation
- Domestic effluent

Motor output: 0.55 to 0.75 kW (1ph) Manual or Automatic
 0.55 to 0.75 kW (3ph) Manual only
 Outlet size: 40 mm Max. liquid temp: 50 °C
 Flow rates: 40 to 300 lpm Max. immersion: 10 m
 Head: 2 to 10.5 m Max. solids: 35 mm



double mechanical seal

50 mm solids handling

“DW VOX”

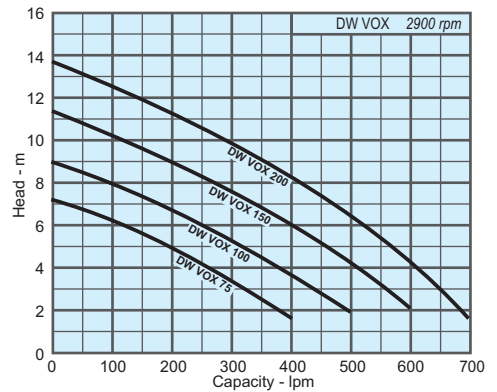
Submersible Vortex Pumps

in AISI 304 stainless steel

With a vortex impeller, these are suitable for dirty water applications with some solids and/or fibres:-

- Pumping of drainage and waste water
- Draining sumps, wells, cellars, lift shafts, etc.
- Pumping of industrial waste water

Motor output: 0.55 to 1.1 kW (1ph) Manual or Automatic
 0.55 to 1.5 kW (3ph) Manual only
 Outlet size: 50 mm Max. liquid temp: 40 °C
 Flow rates: 100 to 700 lpm Max. immersion: 10 m
 Head: 2 to 14.5 m Max. solids: 50 mm



double mechanical seal

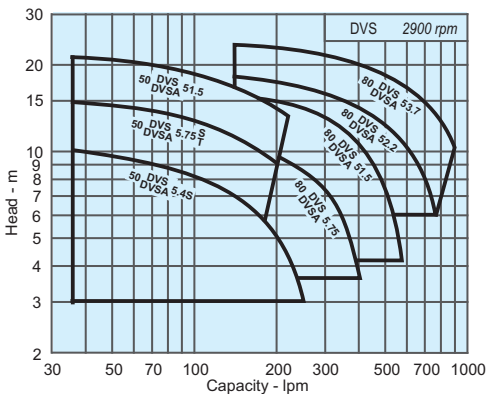
“DVS”

Submersible Semi-Vortex Pumps

A robust cast iron pump, with solids handling semi-vortex impeller, suitable for:-

- Waste water applications with soft or fibrous material
- Dairy and piggery washdown
- Septic Effluent
- Food processing plants
- Textile and woollen mills

Motor output: 0.4 to 0.75 kW (1ph) Manual or Automatic
 0.75 to 3.7 kW (3ph) Manual or Automatic
 Outlet size: 50 to 80 mm Max. liquid temp: 40 °C
 Flow rates: 40 to 1000 lpm Max. Immersion: ^(0.4-1.5kW) 4 m
^(2.2-3.7kW) 8 m
 Head: 3 to 25 m Max. solids: 32 to 56 mm[#]





double
mechanical
seal

powerful
grinding
mechanism

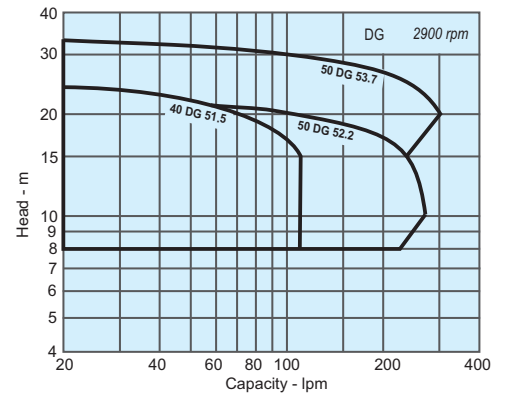
“DG”

Submersible Grinder Pumps

With powerful grinding mechanism & high torque motor, a reliable and robust pump suitable for:-

- Domestic sewage & grey water
- Small scale pressurised sewage systems
- Kitchen & bathroom waste water

Motor output: 1.5 to 3.7 kW (3ph) Manual only
 Outlet size: 40 to 50 mm Max. liquid temp: 40 °C
 Flow rates: 20 to 300 lpm Max. immersion: 8 m
 Head: 10 to 32 m Max. solids: soft solids only



single
channel
impeller

double
mechanical
seal

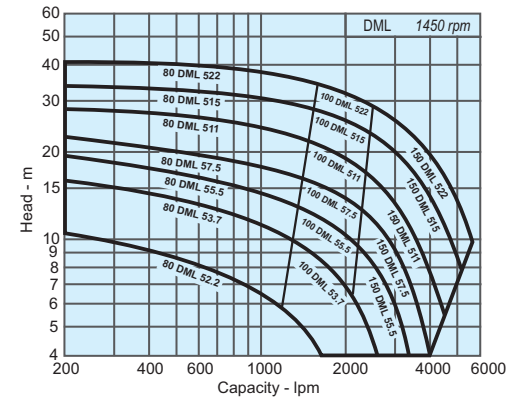
“DML”

Submersible Sewage Pumps

With single channel impeller and double row lower bearings, a reliable and robust pump suitable for:-

- Raw sewage
- Treated sewage
- Effluent
- Storm water
- Municipal or industrial drainage
- Commercial buildings

Motor output: 2.2 to 22 kW (3ph) Manual only
 Outlet size: 80 to 150 mm Max. liquid temp: 40 °C
 Flow rates: 200 to 5000 lpm Max. immersion: 8 m
 Head: 4 to 40 m Max. solids: 76 mm



vortex
impeller

double
mechanical
seal

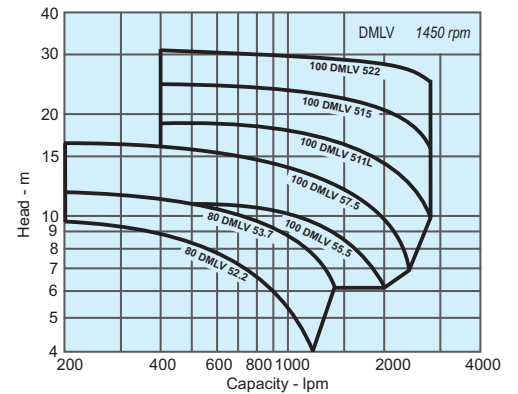
“DMLV”

Submersible Vortex Pumps

With non clog vortex impeller and double row lower bearings for reliability. Suitable for:-

- Waste water containing soft solids.
- Raw sewage
- Municipal or industrial drainage
- Storm water
- Effluent

Motor output: 2.2 to 22 kW (3ph) Manual only
 Outlet size: 80 to 100 mm Max. liquid temp: 40 °C
 Flow rates: 200 to 2800 lpm Max. immersion: 8 m
 Head: 4 to 30 m Max. solids: 80 or 100 mm[#]
depending on model



double
mechanical
seal

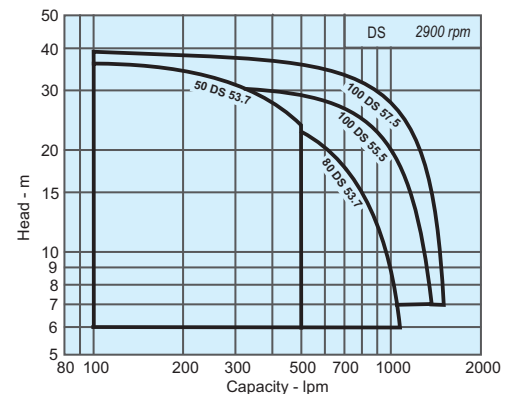
“DS”

Submersible Sump Pumps

For reliable pumping of many sump applications, including:-

- Emptying sumps, wells, tanks, lift shafts, etc.
- Drainage of seepage & rainwater
- Water supply
- General transfer of water

Motor output: 3.7 to 7.5 kW (3ph) Manual only
 Outlet size: 80 to 100 mm Max. liquid temp: 40 °C
 Flow rates: 100 to 1500 lpm Max. immersion: 8 m
 Head: 6 to 39 m Max. solids: 7 mm



double
mechanical
seal

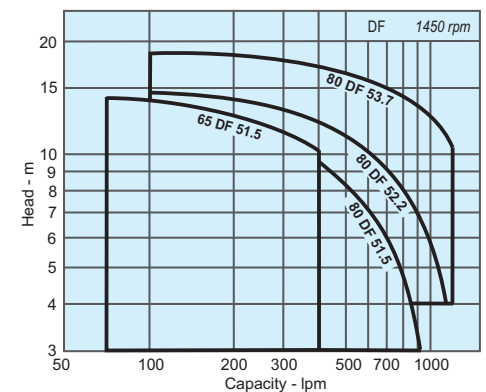
“DF”

Submersible Sewage Pumps

Robust cast iron construction with non-clog semi open impeller. Suitable for:-

- Waste water
- Treated sewage
- Effluent
- Storm water
- Municipal or industrial drainage
- Miscellaneous drainage

Motor output: 1.5 to 3.7 kW (3ph) Manual only
 Outlet size: 65 to 80 mm Max. liquid temp: 40 °C
 Flow rates: 100 to 1200 lpm Max. immersion: 8 m
 Head: 3 to 18 m Max. solids: 40 or 46 mm[#]
depending on model



"3" Series End Suction Pumps

to DIN 24255 standard



in AISI 316L stainless steel

"3LS/3LS4"

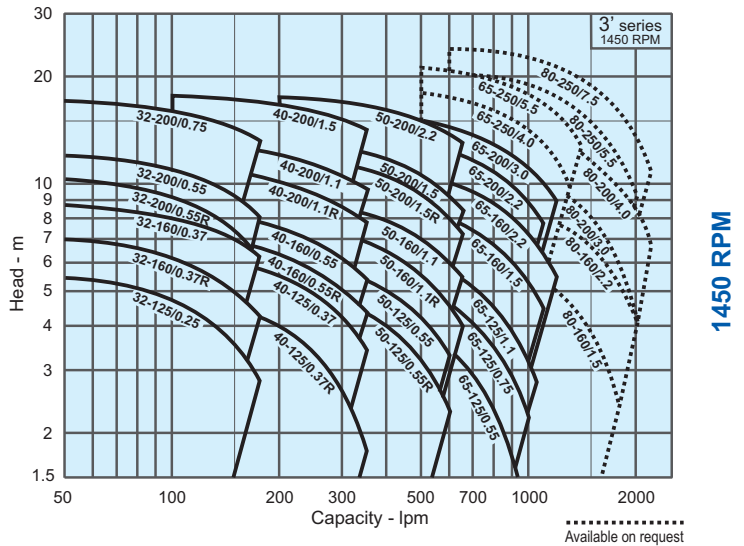
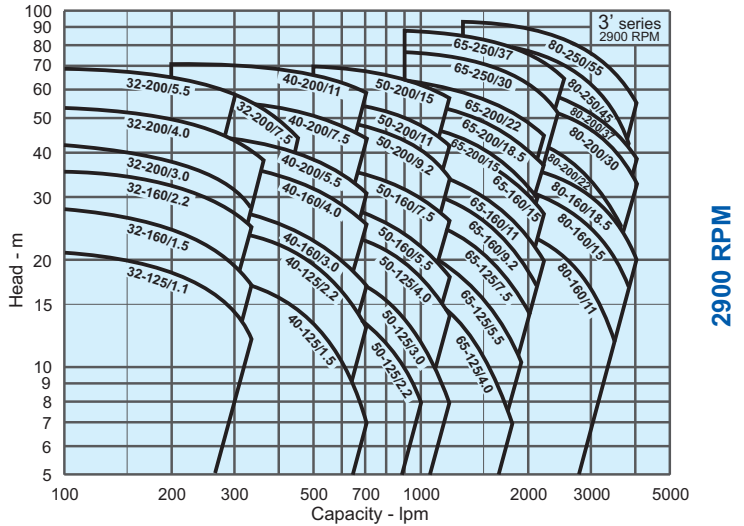
These stainless steel pumps feature a unique one piece volute casing that are produced using an advanced computer controlled Plasma stamping system that ensures total quality control during manufacture. With the smooth surfaces of stamped stainless steel, this results in consistent high standard products, of superior quality and high efficiency.

The back pull-out construction permits the disassembly and overhaul of the impeller, shaft and bearings without removal of the suction or discharge piping, or pump casing.

The centre line discharge and foot support under the casing ensure maximum resistance to misalignment and distortion from pipe loads.

Suitable for many applications:-

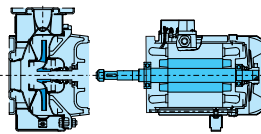
- Industrial, commercial and agricultural applications
- Water supply • Irrigation • Cooling towers
- Booster sets • Washing plants or machines
- Air conditioning systems • Heat exchangers
- For the pumping or boosting of water in general



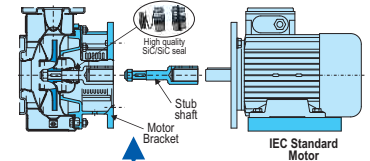
in AISI 304 stainless steel

"3M, 3M4"

Economical extended motor shaft version in 304 stainless steel



Stub shaft version in 316 stainless steel, with SiC/SiC seal. Uses standard motors.



	3M / 3M4			3LS / 3LS4				
Discharge Ømm	32	40	50	32	40	50	65	80
Nominal Impeller Diameter	-125 -160 -200	-125 -160 -200	-125 -160 -200	-125 -160 -200	-125 -160 -200	-125 -160 -200	-125 -160 -200	-160 -200 -250
Casing	Stamped 304 SS			Stamped 316L SS			Cast 316 SS	
Impeller	Stamped 304 SS			Stamped 316L SS			Cast 316 SS	
Back Cover	Stamped 304 SS			Stamped 316L SS			Cast 316 SS	Stamped 316L SS
Mechanical Seal	Carbon/Ceramic/NBR*			Silicon Carbide/ Silicon Carbide/ Viton				
Casing O'Ring	NBR*			Viton				
Motor Power	1.1-15.0 kW (2 Pole) 0.37-2.2 kW (4 Pole)			1.1-55.0 kW (2 Pole) 0.25-7.5 kW (4 Pole)				
MotorType	Extended shaft motor			Uses IEC standard frame motors.				
Max. Working Pressure	10 Bar			10 Bar				
Liquid Temperature	-10° to +90° C*			-10° to +110° C				
Standard	Dimensions to DIN 24255, with DIN 24960 seal & DIN 2532 flanges for market interchangeability.							

*Optional seals available

"3" Series End Suction Pumps (continued)

to DIN 24255 standard

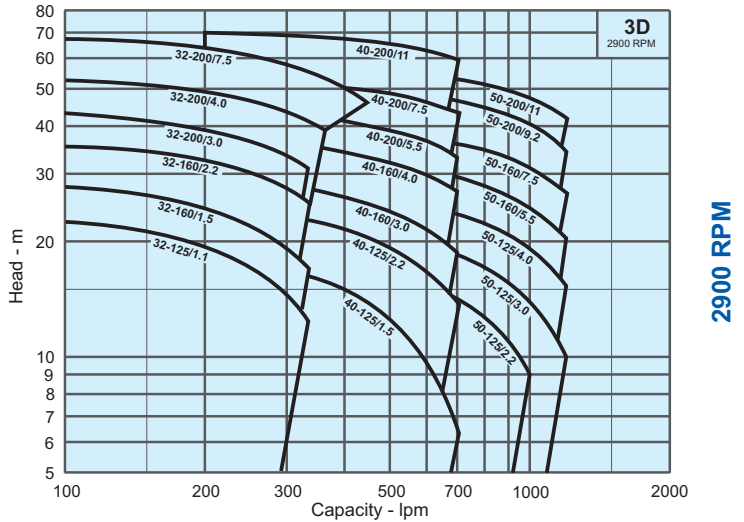


"3D"

Suitable for many applications:-

- Industrial, commercial and agricultural applications
- Water supply • Irrigation • Cooling towers
- Booster sets • Washing plants or machines
- Air conditioning systems • Dairy washdown
- For the pumping or boosting of water in general

Motor output: 1.1 to 2.2 kW (230 V, 1ph)
1.1 to 11 kW (3ph - IE3)
Outlet size: 32 to 50 mm Max. working pressure: 10 Bar
Flow rates: 100 to 1200 lpm Max. liquid temp: *90 °C
Head: 7 to 70 m *Optional seals available for higher temperatures.



AISI 304 stainless steel impeller & back cover

A very economical general purpose pump, utilising the rotating components of the 3M with a cast iron casing and an extended shaft high efficiency motor. (IE3 for 3 ph)

Vertical Multistage Pumps in AISI 304 stainless steel



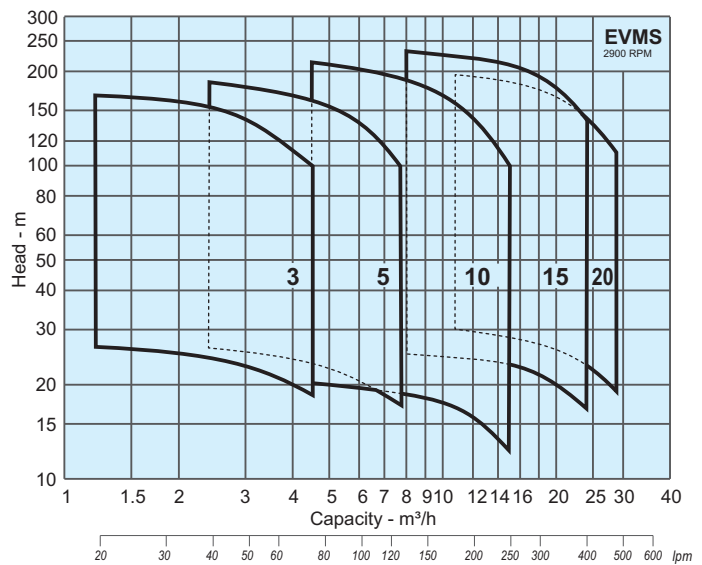
"EVMSG"

AISI 304 SS with cast iron lower casing

"EVMS"

all AISI 304 stainless steel

Motor output: 0.37 to 3.0 kW (Single phase)
0.37 to 15 kW (Three phase)
Outlet size: 25 to 50 mm (screwed companion flange or round DIN - depending on model & version)
Flow rates: 20 to 480 lpm
Head: 10 to 200 m
Max. working pressure: 16 or 25 Bar (depending on model)
Max. liquid temp: 120 or 140 °C (depending on model & seal fitted)



Robust vertical multistage pumps providing high discharge heads and high efficiencies, with an in-line design requiring minimal floor space for installation.

- Industrial
- Commercial Buildings
- Agricultural
- Original Equipment Manufacturers
- Municipalities
- Pressure boosting
- Boiler feed
- Industrial washing
- Irrigation
- Filtration
- Fire fighting
- Water treatment

Unique impeller design. The optimised shape of the Shurricane maintains high efficiencies and very significantly reduces the axial thrust - meaning that any standard IEC motor can be used and bearing life is improved.



Shurricane™

Available on request:-

- 316 stainless steel versions (model EVMSL)
- larger capacity models (32, 45 & 64 m³/hr)

Any motor - Anywhere



“CDX”

Single Impeller Pumps

in AISI 304 stainless steel

All 304 stainless steel, suitable for:-

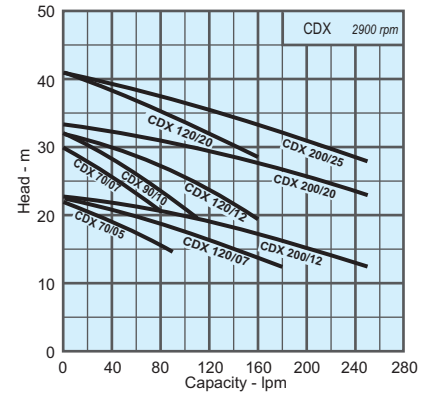
- Industrial, commercial and agricultural applications
- Water supply • Irrigation • Cooling towers
- Booster sets • Washing plants or machines
- For the pumping or boosting of water in general

Motor output: 0.37 to 1.5 kW (1ph)
0.37 to 1.8 kW (3ph)

Outlet size: 25 mm Max. working pressure: 8 Bar

Flow rates: 20 to 250 lpm Max. liquid temp.*60/90 °C

Head: 12 to 41 m * depends on model. Optional seals available for higher temperatures.



“2CDX”

Twin Impeller Pumps

in AISI 304 stainless steel

Higher pressures with twin impellers, suitable for:-

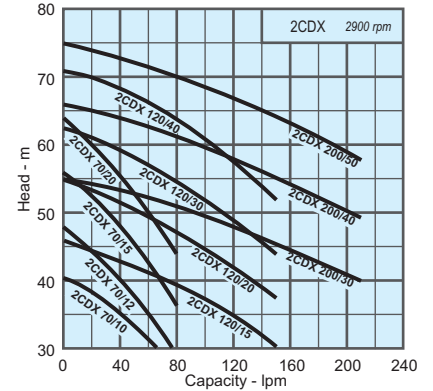
- Industrial, commercial and agricultural applications
- Water supply • Irrigation • Cooling towers
- Booster sets • Washing plants or machines
- For the pumping or boosting of water in general

Motor output: 0.75 to 1.5 kW (1ph)
0.75 to 4.0 kW (3ph)

Outlet size: 25 mm Max. working pressure: 8 Bar

Flow rates: 20 to 200 lpm Max. liquid temp: *60 °C

Head: 27 to 75 m * optional seals available for higher temperatures.



“DWO”

Open Impeller Pumps

in AISI 304 stainless steel

For pumping water containing suspended soft solids. Suitable for:-

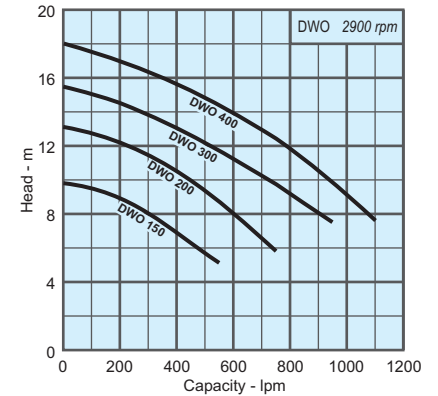
- Washing of vegetables and other similar products
- Irrigation • Use in various industrial processes
- Washing systems for bottles, crates, baskets, etc.

Motor output: 1.1 to 1.5 kW (1ph)
1.1 to 3.0 kW (3ph)

Outlet size: 50 mm Max. liquid temp: 90 °C

Flow rates: 100 to 1100 lpm Max. working pressure: 8 Bar

Head: 5 to 18 m Max. solids: 19 mm



“MATRIX”

Horizontal Multistage Pumps

in AISI 304 stainless steel

Compact and corrosion resistant multistage pumps for higher pressures. Suitable for :-

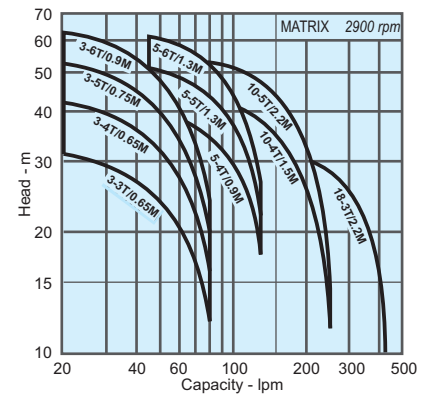
- Domestic pressure boosting • Small scale irrigation
- Emptying tanks & ponds • Drinking water supply
- Pumping clean water in general

Motor output: 0.65 to 2.2 kW (1ph)

Outlet size: 25 to 40 mm Max. liquid temp: 85 °C

Flow rates: 20 to 450 lpm Max. working pressure:

Head: 10 to 64 m 10 Bar



“JEX”, “JESX”

Stainless Steel Jet Pumps

in AISI 304 stainless steel

For pumping clean water, even mixed with air, from depths of up to 8m. Suitable for :-

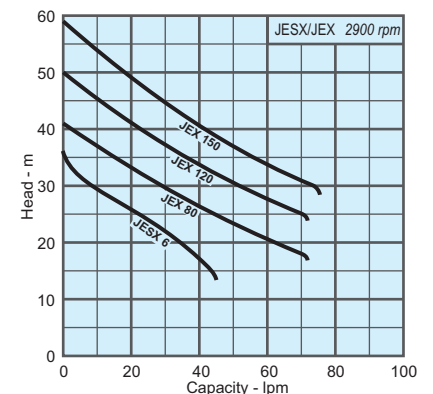
- Domestic pressure boosting • Small scale irrigation
- Emptying tanks & ponds • Drinking water supply
- Pumping clean water in general

Motor output: 0.44 to 1.1 kW (1ph)

Outlet size: 25mm Max. liquid temp: 45 °C

Flow rates: 5 to 75 lpm Max. working pressure:

Head: 15 to 59 m 6 Bar





“AGA-C”

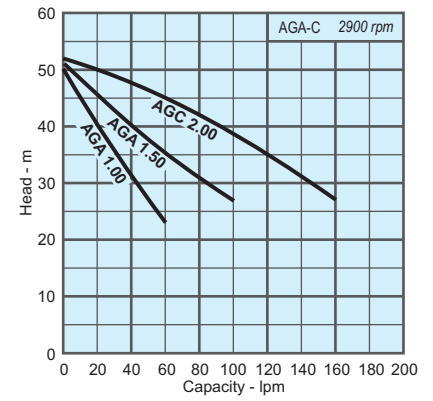
Cast Iron Jet Pumps

in cast iron

For pumping clean water, even with entrained air, for a variety of applications:-

- Domestic pressure boosting
- Vehicle washing
- Emptying tanks & ponds
- Small scale irrigation
- Pumping clean water in general

Motor output: 0.75 to 1.5 kW (1ph)
 Outlet size: 25 mm Max. liquid temp: 45 °C
 Flow rates: 5 to 160 lpm Max. working pressure:
 Head: 24 to 52 m 6 Bar (AGA) 10 bar (AGC)



“CMA-B”

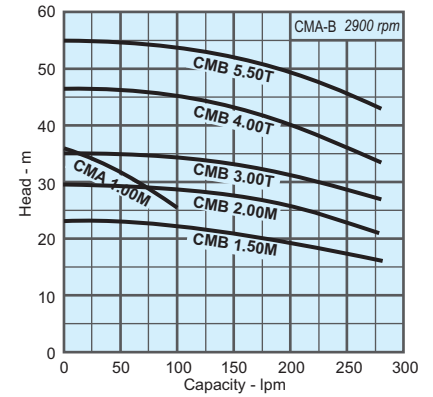
Single Impeller Pumps

in cast iron

Suitable for the pumping of water and non aggressive liquids for a variety of uses:-

- Domestic and agricultural pressure boosting
- Washing systems or plants
- Small scale irrigation
- Utilised in machinery for industrial use

Motor output: 0.75 to 1.5 kW (1ph) - 2.2 to 4.0 kW (3ph)
 Outlet size: 25 to 32 mm Max. liquid temp: 90 °C*
 Flow rates: 10 to 280 lpm Max. working pressure:
 Head: 16 to 55m 6 Bar *(40 °C for CMA)



“CDA”

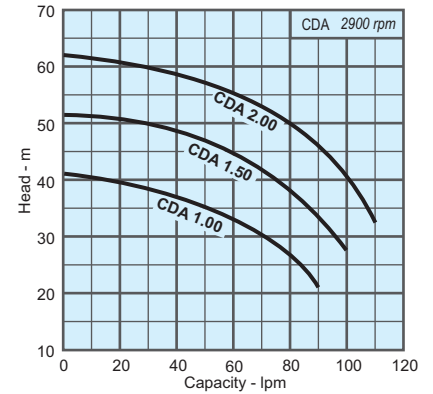
Twin Impeller Pumps

in cast iron

Twin impeller cast iron centrifugal pumps for higher pressures. Suitable for:-

- Domestic and agricultural pressure boosting
- Washdown of dairies etc.
- Small scale irrigation
- Washing systems or plants

Motor output: 0.75 to 1.5 kW (1ph)
 Outlet size: 25 mm Max. liquid temp: 90 °C*
 Flow rates: 10 to 110 lpm Max. working pressure:
 Head: 20 to 62m 10 Bar (6 Bar for CDA 1.00) *(40 °C for CDA 1.00)



“WINNER”

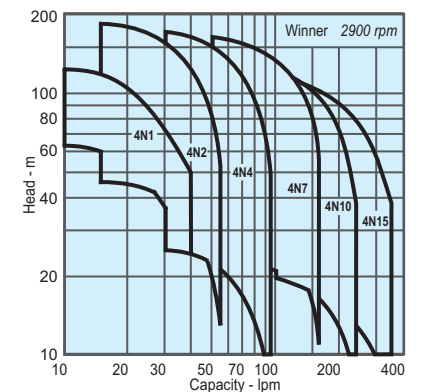
4” Borehole Pumps

in AISI 304 stainless steel & thermo plastics

These submersible multistage pumps have many applications including:-

- The pumping of clear water from 4” bores
- Domestic, farm or industrial water supply
- Irrigation
- Pumping of clean water in general

Motor output: 0.37 to 2.2 kW (1ph)
 0.37 to 5.5 kW (3ph)
 Outlet size: 32 to 50 mm Max. liquid temp: 30 °C
 Flow rates: 10 to 350 lpm Max. immersion: 100 m
 Head: 10 to 180 m Max. sand: 50 ppm



Pressure Systems

A range of domestic pressure systems utilising a quality European automatic controller. Also available in the traditional pressure switch and pressure tank versions.



MATRIX Stainless steel multistage pumps
 - with automatic controller
 - with pressure switch

JESX & JEX Stainless steel jet pumps
 - with automatic controller
 - with pressure switch





Products in this brochure

Ebara is one of the world's leading pump companies and has continued to develop new and innovative pumps for over 100 years. This brochure provides an overview of the standard Ebara pumps that are stocked in Australia, and is intended as a guide only. Please ask our dealer for detailed information and guidance for specific products, to ensure that the most suitable pump can be selected for your application.




Ebara in the world

Ebara Corporation was founded in Japan in 1912 as a manufacturer of pumps. Today, as a group, it consists of more than 70 companies in all 5 continents, with a workforce of more than 11,000 people. The huge scale of production and distribution is matched by a constant commitment to the research, development and design of new products, and the modern technologies for manufacturing them. Ebara products have gained a worldwide reputation for their technology and quality.



As well as major manufacturing facilities in Japan, Ebara has production facilities in many other countries. This includes Italy, with a most modern facility for the mass production of stamped stainless steel pumps. Utilising the latest manufacturing technologies, including a patented plasma stamping process, results in products of consistent high standards and quality.



Ebara in Australia

For over 25 years Ebara pumps have been sold and used in Australia, satisfying many customers and building a reputation for their quality and reliability. A subsidiary company, Ebara Pumps Australia Pty Ltd was established in 2000 to better service the market with an increasing range of quality products. A strong network of nationwide dealers has been developed to support the sales and service of our extensive range of products.



Dealer



EBARA PUMPS AUSTRALIA PTY. LTD.
7 Holloway Drive
Bayswater, Vic. 3153
Ph: 03 9761 3033

ACN 090 963 572
ABN 81 090 963 572

Fax: 03 9761 3044

sales@ebara.com.au

www.ebara.com.au